

TA4212 TA4225 TA4250 / TA8412 TA8425
2-CHANNEL / 4-CHANNEL CLASS-D AMPLIFIER WITH DC24V



TA4212 TA4225 TA4250

TA8412 TA8425

PRODUCT DESCRIPTION:

THE TA4212 TA4225 TA4250 / TA8412 TA8425 ARE ADVANCED 2-CHANNEL / 4-CHANNEL DIGITAL POWER AMPLIFIERS DESIGNED FOR HIGH-EFFICIENCY AND RELIABLE PERFORMANCE IN VARIOUS AUDIO APPLICATIONS. WHETHER FOR PUBLIC ADDRESS SYSTEMS, BACKGROUND MUSIC, OR ANY APPLICATION THAT DEMANDS ROBUST AND CLEAR AUDIO, THE 2-CHANNEL / 4-CHANNEL DIGITAL POWER AMPLIFIERS ARE THE IDEAL CHOICE FOR THOSE WHO DEMAND THE VERY BEST IN SOUND PERFORMANCE AND RELIABILITY. THEY ARE EQUIPPED WITH 70V/100V SPEAKER OUTPUT AND 4-16 OHMS SPEAKER OUTPUT.

FEATURES:

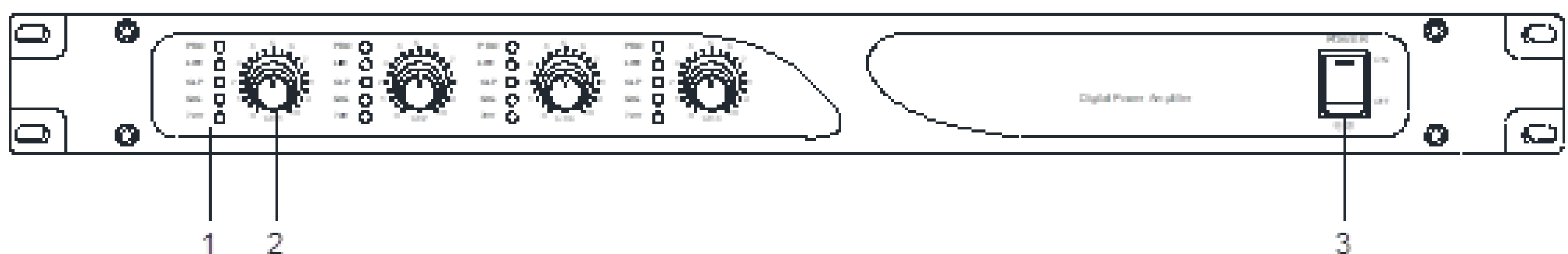
- MULTI-CHANNEL: 4-CHANNEL OR 2-CHANNEL;
- 5-UNIT LED FOR STATUS;
- ADVANCED ACTIVE PFC (POWER FACTOR CORRECTION);
- SUPPORT DC 24V POWER SUPPLY;
- EFFICIENT SWITCHING POWER SUPPLY;
- EFFICIENT CLASS D AMPLIFIER;
- SUPPORT REAL-TIME SWITCH OF 70/100V OUTPUT;
- EQUIPPED WITH VOLTAGE LIMIT CIRCUIT;
- ALL-PROTECTED CIRCUIT DESIGN;
- INPUT SENSITIVITY: 775MVRMS;
- BOTH LINE INPUT AND OUTPUT INTERFACES ADOPT HT-3.81 PHOENIX;
- 100VRMS PRIOR LINE INPUT;
- BALANCED PRIOR LINE INPUT;
- BALANCED LINE INPUT;
- 7.62-4P FENCE OUTPUT SOCKET WITH COVER IS ADOPTED FOR POWER OUTPUT.
- ADJUST FAN SPEED WITH TEMPERATURE;

SPECIFICATIONS:

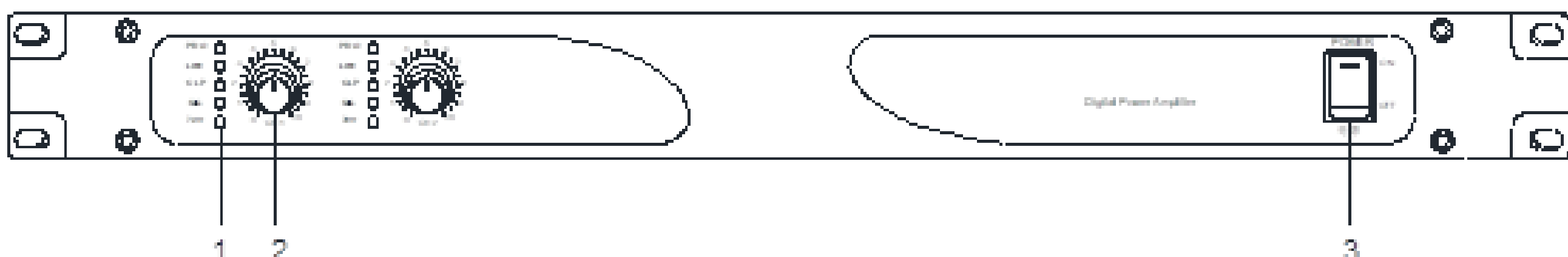
Model	TA4212	TA4225	TA4250	TA8412	TA8425
Number of channels	2	2	2	4	4
Rated output power of each channel	120W	250W	500W	120W	250W
Input sensitivity	775mVRMS (0dBV/ all balanced input) 100VRMS (100V unbalanced input)				
SNR (signal-to-noise ratio)	>80dB (100VRMS output)				
Input impedance	<u>60K ohms</u> (balanced) 20K ohms (balanced priority) 100K ohms (<u>100V</u> unbalanced)				
Channel separation	>70dB(1KHz)				
Frequency response	80Hz-15kHz (± 3 dB normal operating conditions)				
THD (total harmonic distortion)	<0.3 % (<u>1kHz</u> normal operating conditions)				
Up speed	≥ 29 V/us				
Priority threshold	<u>>10mVp</u> (prior balanced line input) >1000mVp (prior 100VRMS line input)				
Indicators	"Protection", "Limit", "Voltage limit", "Signal", "70V gear"				
Protection	Power-on, high temperature, DC, short circuit				
Power supply	AC220V/50Hz DC24V (rated output power -3dB)				
Overall dimensions (mm)	(LxWxH) 552x510x105				
Machine dimension (mm)	(LxWxH) 483x435x44 (not including machine legs)				
Machine legs	Four 6.5mm high soft plastic machine legs, can be removed as needed				
Power consumption (AC220V)	339W	610W	1270W	653W	1240W
Power consumption (DC24V)	206.4W	350.4W	720W	398.4W	708W
Static power consumption (AC220V)	38W	38W	42W	63.5W	57W
Static power consumption (DC24V)	38.4W	38.4W	43.2W	62.4W	57.6W
Gross weight (kg)	7.4	7.4	7.4	8	8
Net weight (kg)	6.4	6.4	6.4	7	7

FRONT / REAR PANEL:

4-CHANNEL SERIES



2-CHANNEL SERIES



1. INDICATOR PRO: SIGNAL INDICATOR(SIGNAL OUTPUT); AFTER BEING POWERED ON AND INPUT WITH SIGNAL, IF THE PROTECTION INDICATOR (PRO) AND LIM ARE ON FIRST, GO OUT AFTER A FEW SECONDS, AND ARE ON AGAIN, THE OUTPUT SHORT CIRCUIT FAULT OCCURS, AND THE ABOVE PHENOMENA WILL REPEAT IF THE FAULT IS NOT REMOVED. NOW, POWER OFF IMMEDIATELY, AND RE-POWER ON AFTER TROUBLESHOOTING. **LIM:** LIMIT INDICATOR; A. BOTH LIM AND PRO ARE ON: AMPLIFIER IS IN SHORT CIRCUIT OR OVER-CURRENT PROTECTION. B. LIM IS ON WHILE PRO IS OFF: AFTER THE CONTINUOUS REPEATED SIGNAL MAKES THE OUTPUT POWER REACH OR EXCEED RATED POWER FOR 2-4S, THE POWER LIMITS THE START OF CIRCUIT AND HALVES THE RATED OUTPUT POWER AUTOMATICALLY. THIS CIRCUIT WILL NOT BE STARTED WITH AUDIO AND MUSIC APPLICATIONS UNDER RATED POWER. **CLP:** CLIP INDICATOR, PLEASE REDUCE THE GAIN PROPERLY TO AVOID SEVERE CLIP; **SIG:** INPUT LEVEL INDICATOR, FOR AUDIO OUTPUT LEVEL; **70V:** GEAR INDICATOR, IF IT IS ALWAYS ON, THE CURRENT GEAR IS 70V OUTPUT VOLTAGE.

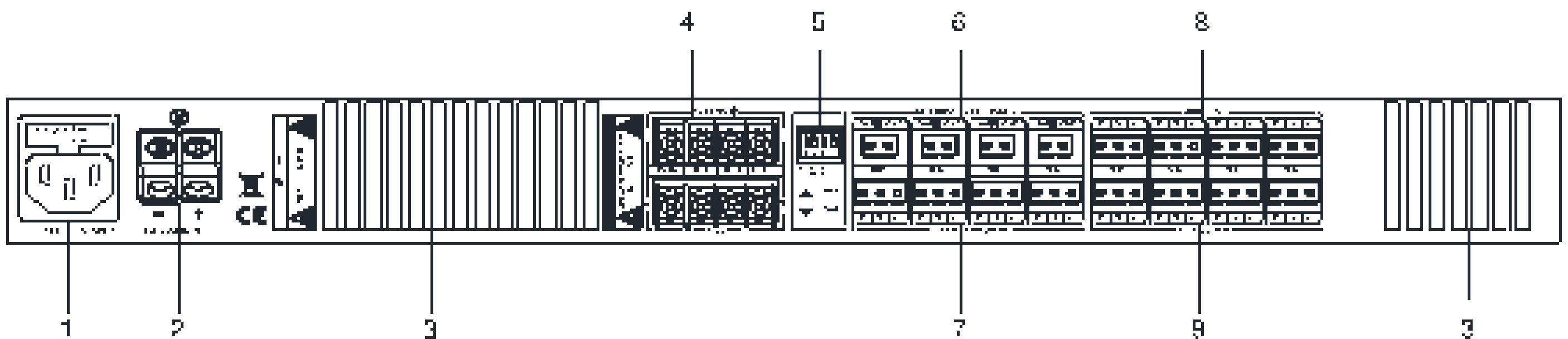
2. CHANNEL VOLUME CONTROL KNOB

NAME THE VOLUME CONTROL KNOB (CH1) BY THE NUMBER OF CHANNELS WITH AN ANALOGY, SUCH AS CH1, CH2...

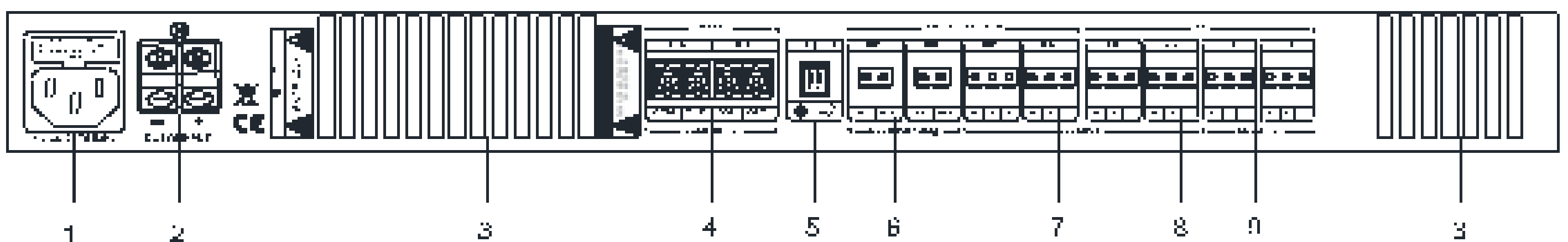
3. POWER SWITCH

POWER SWITCH IS PROVIDED WITH POWER INDICATOR, WHEN PLACING IT IN ON POSITION, ITS INTERNAL POWER INDICATOR WILL BE ON.

4-CHANNEL SERIES



2-CHANNEL SERIES



1. AC POWER INPUT (WITH FUSE HOLDER)
2. 24V DC POWER INPUT (MAX. ACCESS CORE IS $\Phi 6\text{MM}$)
3. AIR OUTLET OF FAN
4. 70V/100V VOLTAGE OUTPUT
5. 70V/100V OUTPUT SWITCH
6. PRIOR 100VRMS SINGLE UNBALANCED LINE INPUT (2-POSITION 3.81 PHOENIX)
7. PRIOR BALANCED LINE INPUT (3-POSITION 3.81 PHOENIX, PRIORITY SIGNAL 6 AND 7 ARE DIRECTLY MIXED. AFTER THE PRIORITY SIGNAL AMPLITUDE EXCEEDS THRESHOLD, THE BALANCED LINE INPUTS ENTER THE MUTE STATUS, AND THE BALANCED SIGNAL RECOVERS OUTPUT AFTER IT IS LOWER THAN THRESHOLD FOR 2-3S)
8. BALANCED LINE INPUT (3-POSITION 3.81 PHOENIX)
9. BALANCED LINE OUTPUT (3-POSITION 3.81 PHOENIX)